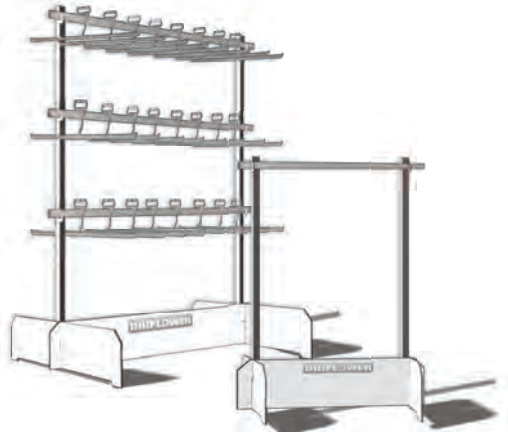


DRIFLOWER



THE CLASSIC KIT

• ASSEMBLY INSTRUCTIONS •

PARTS INCLUDED

Harvest-Rack™ Pieces:

- 2 - Harvest-Rack Bases (2') (A)
- 2 - Harvest-Rack Uprights (4') (B)
- 1 - Harvest-Rack Bridge (3' wide) (C)
- 1 - Harvest-Rack 4' Aluminum Stick (D)
- 2 - J-Brackets (E)

Dri-Rack™ Pieces:

- 2 - Dri-Rack Base (Large 4' / ^Small 2') (F/A)
- 2 - Dri-Rack Uprights (7') (G)
- 1 - Dri-Rack Bridge (5' wide) (H)

**or Two Stand-Alone cross-braces (SA models)*

- 3 - Dri-Rack 6' Aluminum Sticks (I)
- 6 - J-Brackets (J)


Fastener Pack:

- 12 - 2.5" Pan Head Machine Screws ... (i)
- 12 - Nuts (ø)
- 12 - Flat Washers (o)
- 16 - 2" Pan Head Machine Screws (Δ)
- 16 - Wing Nuts (w)
- 4 - Thumb Screws (Y)

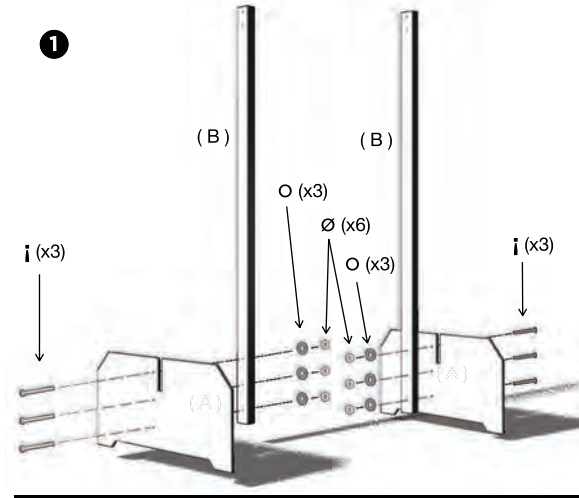
J-Hangers:

- Large Kits include: 41" J-Hangers (24)
- ^Small Kits include: 21" J-Hangers (30)

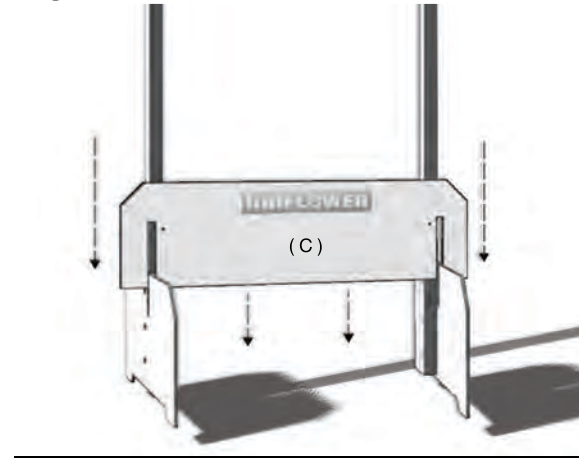
TOOLS NEEDED

Phillips Screwdriver (not included) 

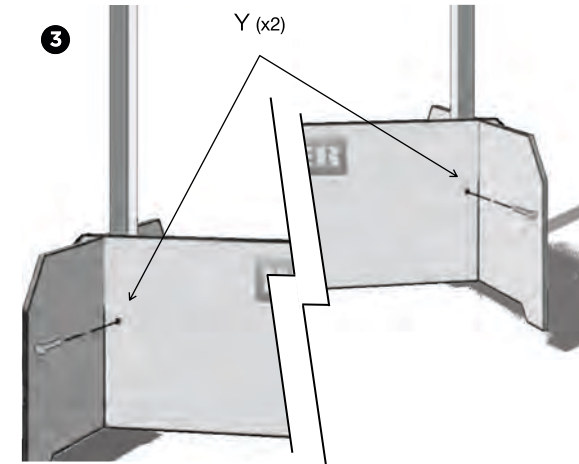
HARVEST-RACK™ ASSEMBLY



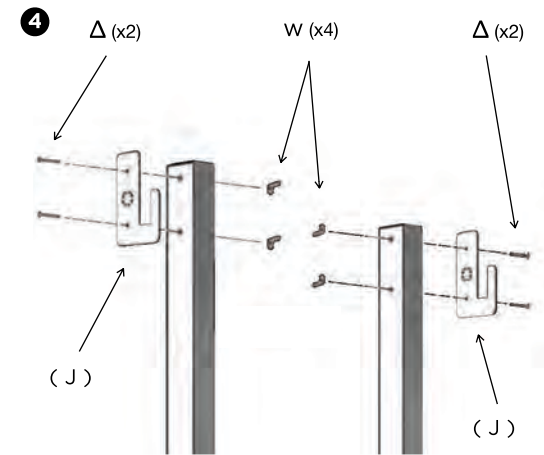
2



3



4



5

